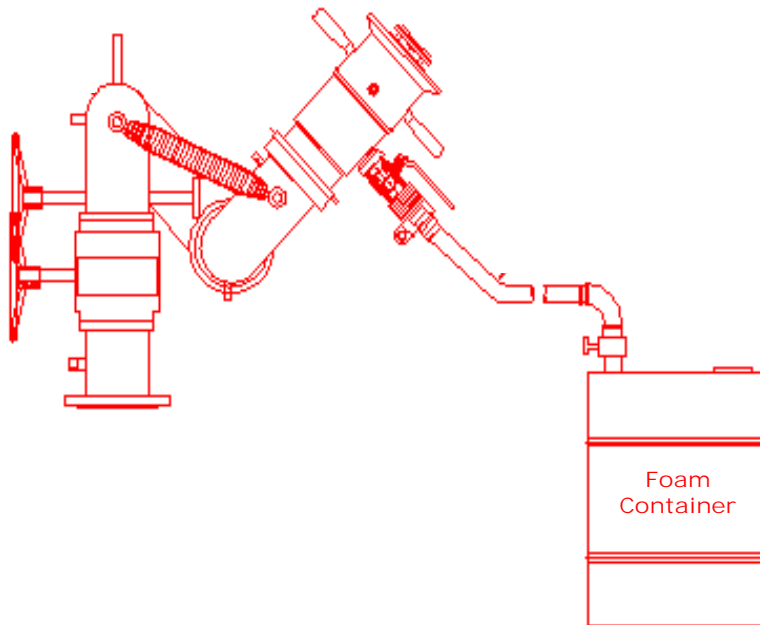
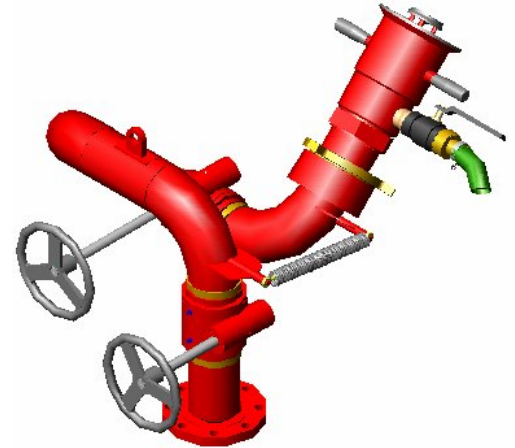


**UL LISTED FIRE FOAM MONITOR**

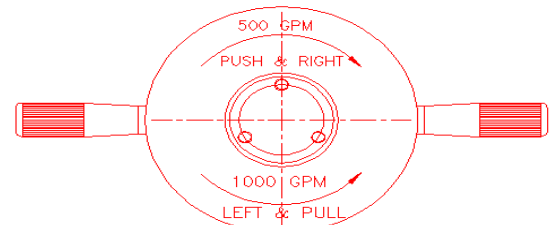
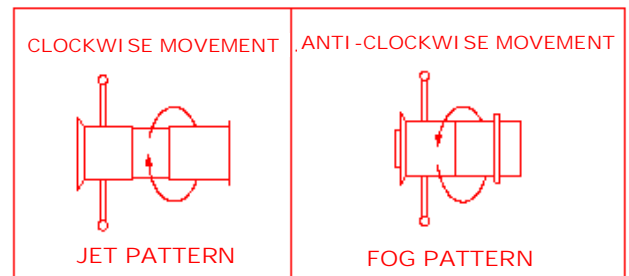
**MODEL GGT SGR 1000/500**

**1. GENERAL DESCRIPTION**

The manually operated self-inducting non-aspirating Foam Monitor fully made of Stainless Steel, capable of discharging 1000 US GPM / 500 US GPM (3785 LPM/1893 LPM) at 100 psi inlet pressure over a range of 50 to 70 meters in horizontal direction and 30 to 35 meters in vertical direction. **The Foam Monitor has adjustable flow discharge capacity of 1000 US GPM / 500 US GPM in single Nozzle.** Foam monitors are very compact in construction and gives good flexibility of the operation while fighting with fire. Foam proportioning 3 % is done with help of Foam Inductor placed within the Nozzle. The induction of foam for the variable flow of 1000 US GPM & 500 US GPM is selected with the help of Foam control Valve placed on the nozzle. Foam Monitor has facility for converting Water / Foam jet to fog and vice-versa very quickly and easily, even during continuous operation. The Foam Monitor is provided with two numbers of self-locking swivel gear bearing for rotation in horizontal and vertical direction through hand wheel operation even under high operating pressures. A single fire fighter can manually operate the Foam Monitor with large flow & long-range capability. The monitor assembly is designed to withstand the nozzle reaction force experienced during the operation of jet / fog. **The Monitor with variable discharge capacity of 1000 US GPM & 500 US GPM is approved and Listed by UL (USA) .**



**Jet & Fog Adjustment**



**Nozzle Adjustment for 1000 US GPM / 500 US GPM**

**General Arrangement Drawings for 1000 US GPM / 500 US GPM Self Induction Foam Monitor.**

## UL LISTED FIRE FOAM MONITOR

## MODEL GGT SGR 1000/500

### 2. SALIENT FEATURES

- ✚ **Certified and Approved by (UL) Underwriters Laboratory USA for use with variable flow.**
- ✚ High Discharge capacity of 1000 US GPM & 500 US GPM (3785 LPM / 1893 LPM) with single nozzle at 100 psi inlet pressure.
- ✚ Excellent Horizontal throw of 50 to 70 meter long and above.
- ✚ **Variable flow with single nozzle (benefit of two monitor in single Nozzle)**
- ✚ Excellent Full Fog & Semi Fog Coverage.
- ✚ Low Expansion, so less loss of foam & more cooling effect on hot surface.
- ✚ Quick change over from jet to fog even during high operating pressure.
- ✚ Easy maneuverability in horizontal and vertical plane
- ✚ Fully Stainless Steel Construction.
- ✚ Almost maintenance free
- ✚ Available In Fixed and Mobile Version
- ✚ Various Metallurgy Option

### 3. APPLICATION

The Monitor is highly effective with water and foam for fast knockdown of Fires at Oil & Gas Plants, Off-Shore & On Shore Platforms, Oil Refineries, Petroleum Storage Tanks & Depots, Chemical & Fertilizer Plants, Steel Plants, Power Plants, Ammunition Depots, Defense Stores, Naval Ships, Ships & Oil tankers, Ports & Jetties Etc.

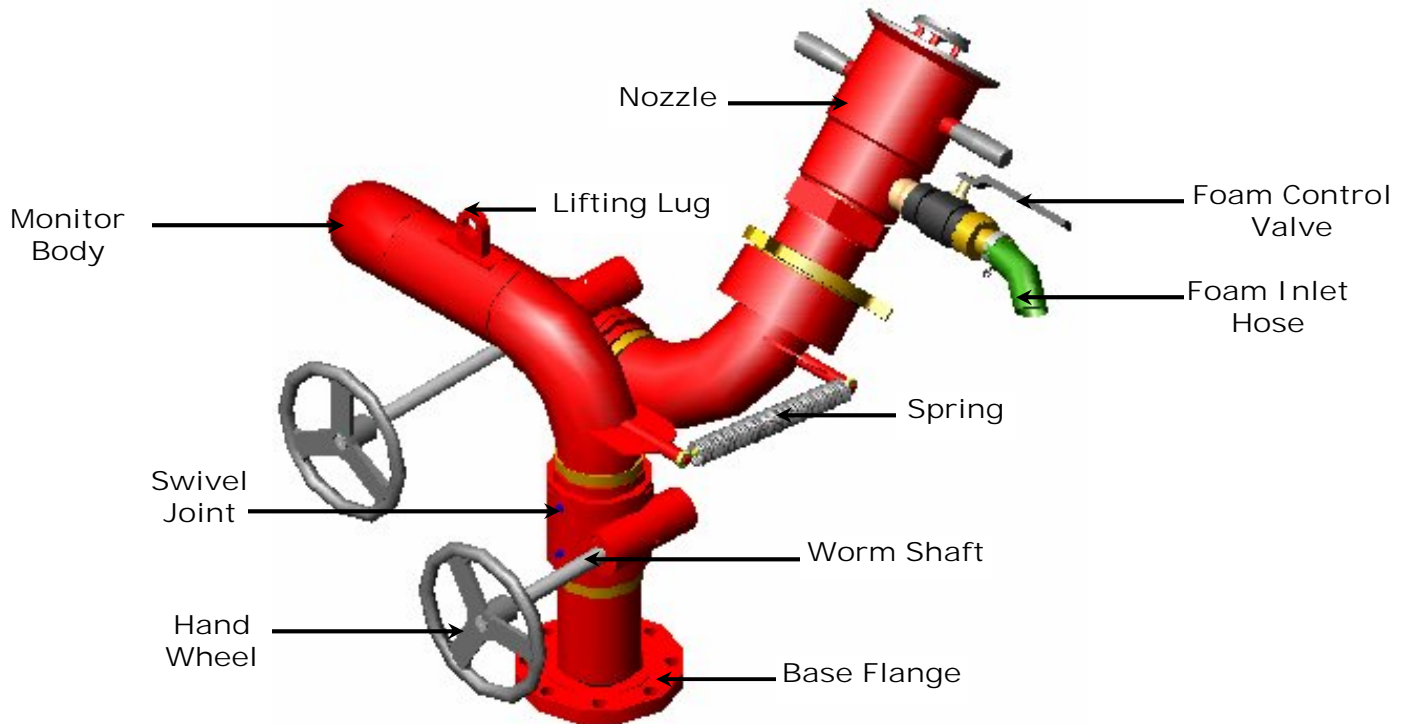
### 4. TECHNICAL SPECIFICATION

✚ <b>Flow at 100 psi (7 bar) pressure</b>	:	<b>1000 US GPM &amp; 500 US GPM (3785 &amp; 1893 LPM)</b>
✚ Nozzle	:	Non-aspirating type
✚ Induction Type	:	SELF Type
✚ Induction Rate	:	3 % (As Per UL Guidelines)
✚ Foam Control Valve	:	For Variable induction of 1000 US GPM / 500 US GPM
✚ Foam Pick Up Tube	:	PVC 3 Meter. with Fittings
✚ Monitor Elevation	:	+90 <sup>0</sup> & - 15 <sup>0</sup> Vertical
✚ Rotation	:	360 <sup>0</sup> Horizontal.
✚ Water way size	:	100 NB
✚ Inlet Flange Size	:	4" NB 150# S.O.R.F Flange
✚ Hydrostatic Test Pressure (Monitor)	:	21 bar.
✚ Finish/ Paint	:	Fire red shade of Epoxy / Powder Coating.

**UL LISTED FIRE FOAM MONITOR**

**MODEL GGT SGR 1000/500**

**5. MATERIAL OF CONSTRUCTION FOR 1000 US GPM / 500 US GPM MONITOR AND NOZZLE.**



Base Flange	:	SS 304
Monitor Body	:	SS 304
Swivel joint	:	SS 304 / Gun Metal / Bronze
Worm Shaft	:	SS 304
Hand Wheel	:	SS 304
Neck Ring	:	SS 304
Foam Nozzle	:	SS 304 / Gun Metal / Aluminum / Bronze
Foam Control Valve	:	SS 304
Foam Inlet Hose	:	PVC.
Lifting Lug	:	SS 304

**MONITOR ALSO AVAILABLE IN METALLURGY OF SS 316 FOR SPECIAL APPLICATION.**

**6. FOAM CONTROL VALVE:**

Foam Control valve is placed on the nozzle for selecting the desired level of induction corresponding to the output selected on the nozzle. The material of construction for the valve is SS 304.

**UL LISTED FIRE FOAM MONITOR**

**MODEL GGT SGR 1000/500**

**7. PERFORMANCE OF MONITOR AT 100 PSI (IN STILL AIR CONDITION) at Nozzle at 500 GPM**

- |   |   |          |
|---|---|----------|
| a) Water jet at 30° from Horizontal plane | : | 50 mtrs. |
| b) Foam jet at 30° from Horizontal plane  | : | 48 mtrs. |
| c) Fog jet at 30° from Horizontal plane   | : | 15 mtrs. |
| d) water jet at 85° from Horizontal plane | : | 30 mtrs. |

**8. PERFORMANCE OF MONITOR AT 100 PSI (IN STILL AIR CONDITION) at Nozzle at 1000 GPM**

- |   |   |          |
|---|---|----------|
| a) Water jet at 30° from Horizontal plane | : | 70 mtrs. |
| b) Foam jet at 30° from Horizontal plane  | : | 65 mtrs. |
| c) Fog jet at 30° from Horizontal plane   | : | 20 mtrs. |
| d) water jet at 85° from Horizontal plane | : | 35 mtrs. |

**9. APPROVAL: UL LISTED WITH FOLLOWING FEATURES**

- |                          |   |  |
|--------------------------|---|--|
| a) Nozzle                | : | Non Air Aspirating Nozzle                                      |
| b) Monitor Solution Flow | : | 1000 US GPM & 500 US GPM (single nozzle)                       |
| c) Operating Pressure    | : | 100 PSI  |
| d) Induction             | : | Self Induction 3% (for variable flow 500 US GPM & 1000 US GPM) |